

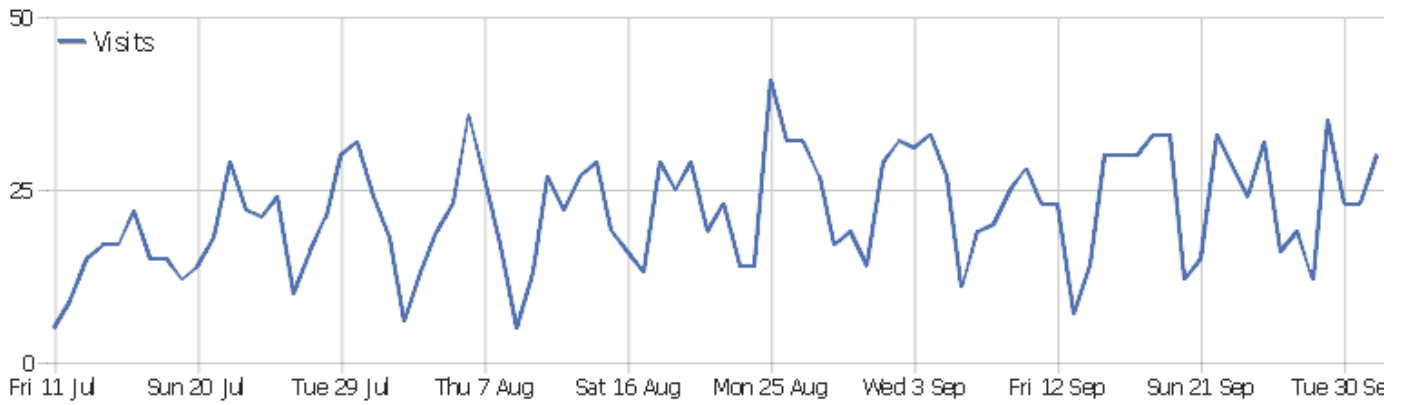


Website VLO production

Date range: 11 Jul 14 - 2 Oct 14

VLO usage report

Visits Summary



Name	Value
Visits	1833
Actions	5497
Maximum actions in one visit	164
Bounce Rate	58%
Actions per Visit	3
Avg. Visit Duration (in seconds)	00:02:09
Unique visitors	0
Users	0

Visits by Server Time

Server time	Visits	Actions	Actions per Visit	Avg. Time on Website	Bounce Rate	Revenue
0h	47	75	1.6	00:01:04	68.09%	0 €
1h	34	134	3.94	00:02:39	50%	0 €
2h	40	72	1.8	00:01:28	67.5%	0 €
3h	45	86	1.91	00:00:56	62.22%	0 €
4h	48	97	2.02	00:01:10	66.67%	0 €
5h	34	54	1.59	00:00:27	73.53%	0 €
6h	39	89	2.28	00:01:15	76.92%	0 €
7h	38	79	2.08	00:00:22	68.42%	0 €
8h	63	164	2.6	00:01:36	60.32%	0 €
9h	103	295	2.86	00:01:54	53.4%	0 €
10h	91	260	2.86	00:02:31	50.55%	0 €
11h	133	444	3.34	00:03:27	51.13%	0 €
12h	105	340	3.24	00:02:33	55.24%	0 €
13h	110	399	3.63	00:03:45	49.09%	0 €
14h	134	594	4.43	00:03:42	47.01%	0 €
15h	133	414	3.11	00:02:18	55.64%	0 €
16h	116	523	4.51	00:03:27	55.17%	0 €
17h	99	397	4.01	00:01:17	56.57%	0 €
18h	89	256	2.88	00:01:19	65.17%	0 €
19h	79	149	1.89	00:01:14	67.09%	0 €
20h	68	136	2	00:01:28	72.06%	0 €
21h	62	144	2.32	00:01:43	70.97%	0 €
22h	64	188	2.94	00:01:35	54.69%	0 €
23h	59	108	1.83	00:00:48	61.02%	0 €

Visits by Local Time

Local time	Visits	Actions	Actions per Visit	Avg. Time on Website	Bounce Rate	Conversion Rate
0h	42	117	2.79	00:02:13	71.43%	0%
1h	24	38	1.58	00:00:13	70.83%	0%
2h	20	35	1.75	00:02:01	80%	0%
3h	10	19	1.9	00:01:37	70%	0%
4h	12	25	2.08	00:00:08	75%	0%
5h	9	46	5.11	00:04:01	66.67%	0%
6h	22	31	1.41	00:01:00	86.36%	0%
7h	22	53	2.41	00:01:06	68.18%	0%
8h	62	147	2.37	00:01:02	62.9%	0%
9h	99	356	3.6	00:03:40	50.51%	0%
10h	142	372	2.62	00:02:38	56.34%	0%
11h	158	510	3.23	00:02:59	50%	0%
12h	120	372	3.1	00:02:30	55%	0%
13h	144	467	3.24	00:02:51	54.86%	0%
14h	156	645	4.13	00:02:59	52.56%	0%
15h	138	504	3.65	00:02:40	56.52%	0%
16h	121	342	2.83	00:01:28	58.68%	0%
17h	96	398	4.15	00:01:07	58.33%	0%
18h	82	250	3.05	00:02:09	59.76%	0%
19h	79	142	1.8	00:00:58	67.09%	0%
20h	70	175	2.5	00:01:56	55.71%	0%
21h	63	136	2.16	00:01:13	74.6%	0%
22h	77	172	2.23	00:00:57	54.55%	0%
23h	65	145	2.23	00:00:52	60%	0%














Visits by Day of Week

Day of the week	Visits	Actions	Actions per Visit	Avg. Time on Website	Bounce Rate	Conversion Rate
Monday	319	1025	3.21	00:02:25	57.05%	0%
Tuesday	316	1122	3.55	00:03:06	55.38%	0%
Wednesday	336	886	2.64	00:01:47	58.33%	0%
Thursday	313	1018	3.25	00:01:37	56.23%	0%
Friday	237	675	2.85	00:02:02	58.65%	0%
Saturday	140	333	2.38	00:01:58	62.86%	0%
Sunday	172	438	2.55	00:01:52	65.12%	0%


















Screen Resolution

Resolution	Visits	Actions	Actions per Visit	Avg. Time on Website	Bounce Rate	Conversion Rate
1366x768	355	1089	3.07	00:02:45	57.18%	0%
1920x1080	197	578	2.93	00:01:31	51.78%	0%
1280x800	141	398	2.82	00:01:26	61.7%	0%
1920x1200	107	698	6.52	00:05:32	37.38%	0%
1280x1024	106	325	3.07	00:02:45	46.23%	0%
1680x1050	98	486	4.96	00:04:27	34.69%	0%
1024x768	84	140	1.67	00:00:48	73.81%	0%
1440x900	84	212	2.52	00:02:01	57.14%	0%
1600x900	70	164	2.34	00:01:14	67.14%	0%
2560x1440	34	188	5.53	00:05:33	58.82%	0%
1536x2048	30	71	2.37	00:01:41	60%	0%
768x1024	23	37	1.61	00:00:17	73.91%	0%
1536x864	23	72	3.13	00:01:17	56.52%	0%
360x640	22	34	1.55	00:00:19	86.36%	0%
800x600	19	27	1.42	00:01:59	78.95%	0%
2880x1800	19	65	3.42	00:01:01	36.84%	0%
480x800	17	21	1.24	00:00:05	88.24%	0%
1024x600	17	25	1.47	00:01:08	64.71%	0%
2560x1600	17	53	3.12	00:00:49	52.94%	0%
640x1136	13	15	1.15	00:00:01	84.62%	0%
1600x1200	13	40	3.08	00:01:56	38.46%	0%
1280x720	11	35	3.18	00:01:55	54.55%	0%
240x320	10	13	1.3	00:00:29	70%	0%
Others	322	710	2.2	00:01:13	68.94%	0%

Visitor Browser

Browser	Visits	Actions	Actions per Visit	Avg. Time on Website	Bounce Rate	Conversion Rate
 Chrome	635	1918	3.02	00:01:42	56.22%	0%
 Firefox	566	2341	4.14	00:03:57	46.82%	0%
 Internet Explorer	169	438	2.59	00:01:10	65.68%	0%
 Android Browser	69	106	1.54	00:00:55	76.81%	0%
 Safari	111	262	2.36	00:01:06	57.66%	0%
 Mobile Safari	58	113	1.95	00:01:06	68.97%	0%
 Opera Mini	114	157	1.38	00:00:53	78.07%	0%
 Chrome Mobile	34	47	1.38	00:00:14	88.24%	0%
 Mobile Safari	10	13	1.3	00:00:06	90%	0%
Chrome Mobile iOS	9	13	1.44	00:00:06	55.56%	0%
 Iceweasel	4	5	1.25	00:00:16	75%	0%
Nokia Ovi Browser	17	20	1.18	00:00:05	82.35%	0%
 Opera	10	25	2.5	00:03:32	70%	0%
 UC Browser	11	14	1.27	00:00:48	81.82%	0%
Chromium	3	9	3	00:05:23	33.33%	0%
Opera Mobile	2	2	1	00:00:00	100%	0%
 SeaMonkey	2	2	1	00:00:00	100%	0%
 Baidu Spark	1	1	1	00:00:00	100%	0%
 IE Mobile	1	1	1	00:00:00	100%	0%
 Nokia Browser	1	1	1	00:00:00	100%	0%
 NetFront	2	2	1	00:00:00	100%	0%
 Opera Next	1	1	1	00:00:00	100%	0%
Unknown	2	3	1.5	00:00:56	50%	0%
 Yandex Browser	1	3	3	00:00:48	0%	0%

Browser Version

Browser version	Visits	Actions	Actions per Visit	Avg. Time on Website	Bounce Rate	Conversion Rate
 Chrome 36.0	282	805	2.85	00:01:53	54.26%	0%
 Firefox 31.0	234	932	3.98	00:04:04	49.57%	0%
 Chrome 37.0	218	767	3.52	00:01:38	54.13%	0%
 Firefox 32.0	112	519	4.63	00:03:32	38.39%	0%
 Firefox 30.0	94	414	4.4	00:04:27	37.23%	0%
 Internet Explorer 11.0	82	199	2.43	00:00:51	60.98%	0%
 Chrome 35.0	74	162	2.19	00:01:09	60.81%	0%
 Android Browser	69	106	1.54	00:00:55	76.81%	0%
 Safari 7.0	60	164	2.73	00:01:02	46.67%	0%
 Mobile Safari 7.0	45	94	2.09	00:01:12	66.67%	0%
 Firefox 24.0	44	98	2.23	00:02:01	75%	0%
 Internet Explorer 9.0	36	122	3.39	00:01:34	69.44%	0%
 Internet Explorer 10.0	27	71	2.63	00:02:09	70.37%	0%
 Internet Explorer 8.0	24	46	1.92	00:00:32	70.83%	0%
 Opera Mini 7.5	22	27	1.23	00:01:23	86.36%	0%
 Safari 5.1	21	45	2.14	00:02:00	66.67%	0%
 Opera Mini 4.4	17	24	1.41	00:00:41	82.35%	0%
 Firefox 17.0	16	102	6.38	00:06:17	56.25%	0%
 Opera Mini 7.1	16	24	1.5	00:01:55	75%	0%
 Opera Mini 4.2	15	17	1.13	00:00:05	86.67%	0%
 Chrome 34.0	14	34	2.43	00:01:05	64.29%	0%
 Chrome Mobile 36.0	12	19	1.58	00:00:17	83.33%	0%
 Opera Mini 8.0	12	16	1.33	00:00:33	75%	0%
Others	287	690	2.4	00:01:44	67.6%	0%





Browser Family

Browser family	Visits	Actions	Actions per Visit	Avg. Time on Website	Bounce Rate	Conversion Rate
WebKit (Safari, Chrome)	748	2182	2.92	00:01:36	56.55%	0%
Gecko (Firefox)	568	2343	4.13	00:03:56	47.01%	0%
Unknown	338	509	1.51	00:00:48	76.92%	0%
Trident (IE)	169	438	2.59	00:01:10	65.68%	0%
Presto (Opera)	10	25	2.5	00:03:32	70%	0%




















Browser Plugins

Plugin	Visits	% Visits
 Cookie	1738	100
 Flash	1366	82.1%
 Java	1235	74.2%
 Pdf	1100	66.1%
 Silverlight	714	42.9%
 Quicktime	709	42.6%
 Windowsmedia	603	36.2%
 Director	237	14.2%
 Realplayer	116	7%
 Gears	4	0.2%

Normal / Widescreen

Type of screen	Visits	Actions	Actions per Visit	Avg. Time on Website	Bounce Rate	Conversion Rate
 Wide	1277	4434	3.47	00:02:33	53.88%	0%
 Normal	331	746	2.25	00:01:36	61.03%	0%
 Mobile	221	313	1.42	00:00:39	78.73%	0%
 Dual	3	3	1	00:00:00	100%	0%








Operating System

Operating system	Visits	Actions	Actions per Visit	Avg. Time on Website	Bounce Rate	Conversion Rate
 Windows 7	713	2271	3.19	00:02:15	58.63%	0%
 Mac OS	356	1398	3.93	00:02:53	45.51%	0%
 Android	149	226	1.52	00:00:47	79.19%	0%
 Windows 8	144	332	2.31	00:01:04	68.06%	0%
 Windows XP	107	245	2.29	00:01:52	60.75%	0%
 iOS	77	139	1.81	00:00:51	70.13%	0%
 Linux	75	340	4.53	00:05:16	36%	0%
Unknown	74	105	1.42	00:00:34	74.32%	0%
 Ubuntu	56	217	3.88	00:03:14	39.29%	0%
 Windows Vista	25	102	4.08	00:02:36	48%	0%
Symbian OS Series 40	16	19	1.19	00:00:05	81.25%	0%
 Windows 8.1	13	32	2.46	00:00:53	38.46%	0%
 BlackBerry	6	8	1.33	00:01:21	66.67%	0%
 Chrome OS	4	7	1.75	00:00:19	50%	0%
 SunOS	4	41	10.25	00:16:06	0%	0%
 SymbianOS	4	4	1	00:00:00	100%	0%
Symbian OS Series 60	3	3	1	00:00:00	100%	0%
 Windows Server 2003 / XP x64	2	2	1	00:00:00	100%	0%
 Gentoo	1	1	1	00:00:00	100%	0%
 Mint	1	2	2	00:00:14	0%	0%
 Windows Mobile	1	1	1	00:00:00	100%	0%
 Windows Phone OS	1	1	1	00:00:00	100%	0%
 Windows RT	1	1	1	00:00:00	100%	0%



Visitor Configuration

Configuration	Visits	Actions	Actions per Visit	Avg. Time on Website	Bounce Rate	Conversion Rate
Windows 7 / Chrome / 1366x768	116	288	2.48	00:00:50	65.52%	0%
Windows 7 / Firefox / 1366x768	95	483	5.08	00:07:13	40%	0%
Windows 7 / Chrome / 1920x1080	43	114	2.65	00:01:30	55.81%	0%
Windows 8 / Chrome / 1366x768	40	81	2.03	00:00:58	62.5%	0%
Mac OS / Safari / 1280x800	35	75	2.14	00:00:38	60%	0%
Windows 7 / Firefox / 1920x1080	33	110	3.33	00:02:54	54.55%	0%
Mac OS / Chrome / 1920x1200	32	190	5.94	00:07:04	25%	0%
Windows 7 / Chrome / 1600x900	29	52	1.79	00:00:44	65.52%	0%
Windows 7 / Firefox / 1024x768	29	36	1.24	00:00:38	89.66%	0%
Windows 7 / Firefox / 1280x1024	28	88	3.14	00:02:21	42.86%	0%
Windows 7 / Chrome / 1920x1200	27	211	7.81	00:02:13	77.78%	0%
iOS / Mobile Safari / 1536x2048	26	66	2.54	00:01:56	57.69%	0%
Mac OS / Firefox / 1680x1050	25	193	7.72	00:06:42	16%	0%
Mac OS / Chrome / 1280x800	24	42	1.75	00:00:08	62.5%	0%
Mac OS / Safari / 1920x1080	24	57	2.38	00:00:46	66.67%	0%
Windows 8 / Firefox / 1366x768	23	43	1.87	00:00:32	78.26%	0%
iOS / Mobile Safari / 768x1024	22	35	1.59	00:00:17	77.27%	0%
Mac OS / Firefox / 1280x800	22	85	3.86	00:00:45	54.55%	0%
Android / Chrome Mobile / 360x640	21	33	1.57	00:00:20	85.71%	0%
Mac OS / Chrome / 1920x1080	20	56	2.8	00:00:51	40%	0%
Windows 7 / Chrome / 1280x1024	20	43	2.15	00:00:43	55%	0%
Windows 7 / Firefox / 1680x1050	19	56	2.95	00:01:23	36.84%	0%
Windows XP / Chrome / 1024x768	19	35	1.84	00:00:42	68.42%	0%
Others	1061	3025	2.85	00:02:04	59%	0%

Operating system family

Operating system family	Visits	Actions	Actions per Visit	Avg. Time on Website	Bounce Rate	Conversion Rate
 Windows	991	2952	2.98	00:02:02	60.04%	0%
 Mac	356	1398	3.93	00:02:53	45.51%	0%
 Android	149	226	1.52	00:00:47	79.19%	0%
Unknown	246	526	2.14	00:01:14	63.41%	0%
 Linux	75	340	4.53	00:05:16	36%	0%
 Other Mobile	10	12	1.2	00:00:49	80%	0%
 Unix	4	41	10.25	00:16:06	0%	0%
 Windows Mobile	2	2	1	00:00:00	100%	0%

Mobile vs Desktop

Mobile vs Desktop	Visits	Actions	Actions per Visit	Avg. Time on Website	Bounce Rate	Conversion Rate
 Desktop	1426	4731	3.32	00:02:28	54.98%	0%
 Mobile	161	240	1.49	00:00:47	79.5%	0%
Unknown	246	526	2.14	00:01:14	63.41%	0%

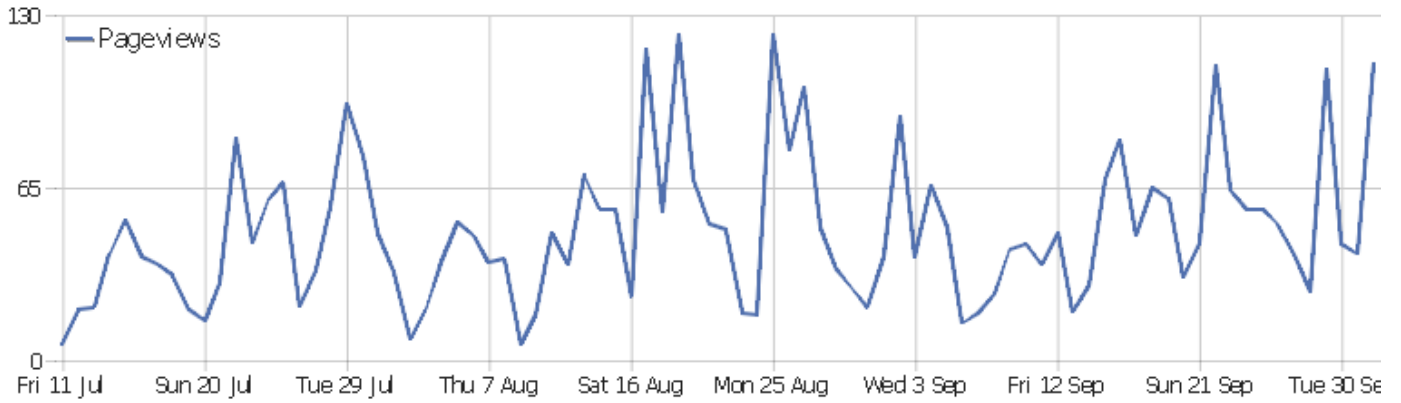
Browser language

Language	Visits	Actions	Actions per Visit	Avg. Time on Website	Bounce Rate	Conversion Rate
English	963	2820	2.93	00:02:03	57.94%	0%
German	283	1141	4.03	00:02:53	51.24%	0%
Dutch	126	490	3.89	00:04:21	49.21%	0%
Spanish	111	187	1.68	00:00:41	72.07%	0%
French	80	176	2.2	00:01:08	67.5%	0%
Polish	33	146	4.42	00:02:31	54.55%	0%
Portuguese	34	61	1.79	00:00:58	61.76%	0%
Italian	28	71	2.54	00:02:20	67.86%	0%
Romanian	24	39	1.63	00:00:41	83.33%	0%
Czech	17	48	2.82	00:02:14	35.29%	0%
Unknown	15	23	1.53	00:02:30	73.33%	0%
Chinese	17	46	2.71	00:00:44	58.82%	0%
Russian	13	15	1.15	00:00:04	92.31%	0%
Swedish	10	48	4.8	00:06:28	50%	0%
Indonesian	9	10	1.11	00:00:01	88.89%	0%
Korean	9	35	3.89	00:00:59	55.56%	0%
Estonian	7	14	2	00:00:11	42.86%	0%
Japanese	6	10	1.67	00:00:34	83.33%	0%
Turkish	6	6	1	00:00:00	100%	0%
Catalan	7	25	3.57	00:02:55	42.86%	0%
Danish	6	14	2.33	00:02:37	33.33%	0%
Greek	4	11	2.75	00:01:31	50%	0%
Tagalog	4	5	1.25	00:00:04	75%	0%
Others	20	41	2.05	00:00:37	60%	0%

Language code

Language	Visits	Actions	Actions per Visit	Avg. Time on Website	Bounce Rate	Conversion Rate
English (en)	885	2574	2.91	00:02:03	59.21%	0%
German (de)	282	1139	4.04	00:02:53	51.42%	0%
Dutch (nl)	125	489	3.91	00:04:23	48.8%	0%
Spanish (es)	108	178	1.65	00:00:41	72.22%	0%
French (fr)	80	176	2.2	00:01:08	67.5%	0%
English - United States (en-us)	60	198	3.3	00:02:10	40%	0%
Polish (pl)	33	146	4.42	00:02:31	54.55%	0%
Portuguese (pt)	31	53	1.71	00:00:40	64.52%	0%
Italian (it)	28	71	2.54	00:02:20	67.86%	0%
Romanian (ro)	24	39	1.63	00:00:41	83.33%	0%
English - United Kingdom (en-gb)	16	42	2.63	00:02:00	62.5%	0%
Czech (cs)	15	44	2.93	00:02:27	33.33%	0%
Unknown (xx)	15	23	1.53	00:02:30	73.33%	0%
Chinese (zh)	15	43	2.87	00:00:49	60%	0%
Russian (ru)	13	15	1.15	00:00:04	92.31%	0%
Swedish (sv)	10	48	4.8	00:06:28	50%	0%
Indonesian (id)	9	10	1.11	00:00:01	88.89%	0%
Korean (ko)	8	34	4.25	00:01:07	50%	0%
Estonian (et)	7	14	2	00:00:11	42.86%	0%
Japanese (ja)	6	10	1.67	00:00:34	83.33%	0%
Turkish (tr)	6	6	1	00:00:00	100%	0%
Catalan (ca)	5	18	3.6	00:01:04	40%	0%
Danish (da)	5	12	2.4	00:03:06	40%	0%
Others	47	115	2.45	00:01:24	48.94%	0%

Actions - Main metrics



Name	Value
Pageviews	4088
Unique Pageviews	3168
Downloads	178
Unique Downloads	174
Outlinks	247
Unique Outlinks	221
Searches	371
Unique Keywords	270
Avg. generation time	0.78s

Page URLs

Page URL	Pageviews	Unique Pageviews	Bounce Rate	Avg. time on page	Exit rate	Avg. generation time
vlo	4084	3167	59%	00:00:52	49%	0.78s
Page URL not defined	4	1	0%	00:00:00	0%	0.28s

Entry pages

Entry Page URL	Entrances	Bounces	Bounce Rate
vlo	1708	1002	59%

Exit pages

Exit Page URL	Exits	Unique Pageviews	Exit rate
vlo	1562	3167	49%

Page titles

Page Name	Pageviews	Unique Pageviews	Bounce Rate	Avg. time on page	Exit rate	Avg. generation time
CLARIN VLO	2661	1082	49%	00:01:49	76%	0.86s
CLARIN VLO - !De kal Lama	24	19	0%	00:00:28	16%	0.08s
CLARIN VLO - Unnamed record	23	11	100%	00:01:31	64%	0.07s
CLARIN VLO - " DE STIEFMOEDER " die haar 18	12	7	0%	00:01:11	100%	0.13s
CLARIN VLO - Buk bang sinda bigambar = Kamus bergambar	6	5	80%	00:00:20	100%	1.17s
CLARIN VLO - Multi-scale landslide risk assessment in	7	5	60%	00:00:58	100%	0.94s
CLARIN VLO - 'Apollinisch und Dionysisch'. U	4	4	100%	00:00:03	75%	0.09s
CLARIN VLO - "Frog" Song	7	4	33%	00:01:27	75%	2.3s
CLARIN VLO - 1. German-Tupari dictionary	6	4	67%	00:04:49	75%	0.07s
CLARIN VLO - Der güldene Griff	7	4	25%	00:00:36	100%	0s
CLARIN VLO - Free Personal Pronoun System	7	4	0%	00:00:47	25%	8.56s
CLARIN VLO - Gembaba' diksyunari (A short dictionary:	4	4	100%	00:00:00	100%	2.5s
CLARIN VLO - The Holy Bible in Kalenjin	5	4	75%	00:00:31	100%	1.37s
CLARIN VLO - !Kal n'n sɔ lɛn	4	3	0%	00:00:09	33%	0.02s
CLARIN VLO - !Kal n'n wonke	3	3	0%	00:00:03	33%	0.04s
CLARIN VLO - !O!ung Swadesh List	6	3	0%	00:00:31	67%	0.14s
CLARIN VLO - "Bist du deutsch oder was?" Deu	6	3	0%	00:02:37	0%	0.14s
CLARIN VLO - " De professionaliteit van medisch s	4	3	0%	00:01:06	33%	0.19s
CLARIN VLO - Diccionario Akateko-Español	3	3	100%	00:00:00	100%	0.89s
CLARIN VLO - GermaNet	6	3	0%	00:00:30	67%	0.1s
CLARIN VLO - Gramática Pedagógica da Língua Guajaja	4	3	33%	00:00:13	100%	0.53s
CLARIN VLO - La Civilité Moderne, Oder die Höflichkeit	6	3	33%	00:00:37	100%	0.15s
CLARIN VLO - Neues vollständiges Eisenachisches Gesang	3	3	100%	00:00:00	100%	0.14s
Others	1270	994	73%	00:00:51	75%	0.61s

Entry page titles

Entry Page title	Entrances	Bounces	Bounce Rate
CLARIN VLO	997	487	49%
CLARIN VLO - Unnamed record	1	1	100%
CLARIN VLO - " DE STIEFMOEDER " die haar 18	1	0	0%
CLARIN VLO - Buk bang sinda bigambar = Kamus bergambar	5	4	80%
CLARIN VLO - Multi-scale landslide risk assessment in	5	3	60%
CLARIN VLO - 'Apollinisch und Dionysisch'. U	3	3	100%
CLARIN VLO - "Frog" Song	3	1	33%
CLARIN VLO - 1. German-Tupari dictionary	3	2	67%
CLARIN VLO - Der güldene Griff	4	1	25%
CLARIN VLO - Gembaba' diksyunari (A short dictionary:	4	4	100%
CLARIN VLO - The Holy Bible in Kalenjin	4	3	75%
CLARIN VLO - Diccionario Akateko-Español	3	3	100%
CLARIN VLO - Gramática Pedagógica da Língua Guajaja	3	1	33%
CLARIN VLO - La Civilité Moderne, Oder die Höflichkeit	3	1	33%
CLARIN VLO - Neues vollständiges Eisenachisches Gesang	3	3	100%
CLARIN VLO - PAYA KUNA: AN INTRODUCTORY GRAMMAR	3	2	67%
CLARIN VLO - Proto-Danaw: a comparative study of Maran	2	1	50%
CLARIN VLO - Rajbanshi Word lists	3	1	33%
CLARIN VLO - Speculum Constantiae et Poenitentiae Cotb	3	3	100%
CLARIN VLO - The New Testament and Genesis in Ibatan a	3	1	33%
CLARIN VLO - Understanding Cebuano grammar II, book 2:	2	0	0%
CLARIN VLO - voice,guitar, Lakadou	1	1	100%
CLARIN VLO - 2 letters to Capell from the missionary C	2	2	100%
Others	36503	27893	76%

Exit page titles

Exit Page Title	Exits	Unique Pageviews	Exit rate
CLARIN VLO	822	1082	76%
CLARIN VLO - !De kal Lama	3	19	16%
CLARIN VLO - Unnamed record	7	11	64%
CLARIN VLO - " DE STIEFMOEDER " die haar 18	7	7	100%
CLARIN VLO - Buk bang sinda bigambar = Kamus bergambar	5	5	100%
CLARIN VLO - Multi-scale landslide risk assessment in	5	5	100%
CLARIN VLO - 'Apollinisch und Dionysisch'. U	3	4	75%
CLARIN VLO - "Frog" Song	3	4	75%
CLARIN VLO - 1. German-Tupari dictionary	3	4	75%
CLARIN VLO - Der güldene Griff	4	4	100%
CLARIN VLO - Free Personal Pronoun System	1	4	25%
CLARIN VLO - Gembaba' diksyunari (A short dictionary:	4	4	100%
CLARIN VLO - The Holy Bible in Kalenjin	4	4	100%
CLARIN VLO - !Kal n'n sw len	1	3	33%
CLARIN VLO - !Kal n'n wonke	1	3	33%
CLARIN VLO - !O!ung Swadesh List	2	3	67%
CLARIN VLO - " De professionaliteit van medisch s	1	3	33%
CLARIN VLO - Diccionario Akateko-Español	3	3	100%
CLARIN VLO - GermaNet	2	3	67%
CLARIN VLO - Gramática Pedagógica da Língua Guajaja	3	3	100%
CLARIN VLO - La Civilité Moderne, Oder die Höflichkeit	3	3	100%
CLARIN VLO - Neues vollständiges Eisenachisches Gesang	3	3	100%
CLARIN VLO - PAYA KUNA: AN INTRODUCTORY GRAMMAR	3	3	100%
Others	35587	43776	81%

Outlinks

Clicked URL	Unique Clicks	Clicks
infra.clarin.eu	56	58
hdl.handle.net	43	48
www.sil.org	42	44
www.clarin.eu	28	34
wals.info	10	10
www.archive.org	7	9
diglib.hab.de	6	6
dspace.library.uu.nl	6	7
cla.berkeley.edu	3	3
www.sfs.uni-tuebingen.de	3	3
easy.dans.knaw.nl	2	3
paradisec.org.au	2	3
www.deutschestextarchiv.de	2	6
www.ethnologue.com	2	2
www.nbn-resolving.org	2	2
agd.ids-mannheim.de	1	1
catalog.paradisec.org.au	1	1
clarin.eu	1	1
corpus1.mpi.nl	1	1
termini.lza.lv	1	3
vtd-xml.sourceforge.net	1	1
www.racai.ro	1	1

Downloads

Download URL	Unique Downloads	Downloads
--------------	------------------	-----------

catalog.clarin.eu	169	173
dspace.library.uu.nl	2	2
ws04.iula.upf.edu	2	2
clarin.phonetik.uni-muenchen.de	1	1

Content Name

There is no data for this report.

Content Piece

There is no data for this report.

Event Categories

There is no data for this report.

Event Actions

There is no data for this report.

Event Names

There is no data for this report.

Site Search Keywords

Keyword	Searches	Search Results pages	% Search Exits
geco	9	1.1	89%
IPROSLA	9	2.3	67%
german	7	3.4	57%
meertens	7	3.6	0%
computer games	5	1.8	100%
vomit	5	1.2	100%
CKCC	4	6	50%
french	4	2.8	100%
greek	4	1.5	25%
Hausa	4	2	100%
oulu	4	2	75%
4334122	3	5	33%
Amara	3	2	100%
ckcc	3	6	33%
english	3	1.3	100%
germany	3	1.3	33%
hzsk	3	2	100%
leslla	3	4.3	67%
spanish	3	3.7	67%
bisli	2	3	100%
CGN	2	5.5	50%
classics	2	2	50%
conversation	2	1	100%
Others	277	593.5	48%

Search Keywords with No Results

There is no data for this report.

Search Categories

There is no data for this report.

Pages Following a Site Search

Destination Page	Clicked in search results	Total Pageviews
vlo	253	4084

Page Titles Following a Site Search

Destination Page	Clicked in search results	Total Pageviews
CLARIN VLO	249	2661
CLARIN VLO - voice,guitar, Lakadou	1	3
CLARIN VLO - AVATech IAIS Speaker Diarization Audio Re	1	2
CLARIN VLO - Corpus Gesproken Nederlands	1	2
CLARIN VLO - Finland-Swedish Sign Language: a language	1	1

Referrer Type

Referrer Type	Visits	Actions	Actions per Visit	Avg. Time on Website	Bounce Rate	Revenue
Search Engines	1028	2172	2.11	00:01:00	68.39%	0 €
Direct Entry	486	1673	3.44	00:03:17	55.97%	0 €
Websites	319	1652	5.18	00:04:07	29.15%	0 €

All Referrers

Referrer	Visits	Actions	Actions per Visit	Avg. Time on Website	Bounce Rate	Conversion Rate
sauwir	1	1	1	00:00:00	100%	0%
serenissimo principi ac domino rudolpho augusto	1	1	1	00:00:00	100%	0%
step up terracing puebla	1	2	2	00:00:14	0%	0%
stratificational description of plains indian sign lang	1	4	4	00:01:05	0%	0%
samo kal	1	1	1	00:00:00	100%	0%
romani rokkeripen to divvus	1	1	1	00:00:00	100%	0%
proverbe adiokrou sur le marriage	1	1	1	00:00:00	100%	0%
proverbos	1	1	1	00:00:00	100%	0%
psychlinguistik graz	1	2	2	00:00:40	0%	0%
teatro cuvalier monaco	1	1	1	00:00:00	100%	0%
the holy bible in kalenjin	1	1	1	00:00:00	100%	0%
tulelangan	1	3	3	00:00:51	0%	0%
tuo language of east sepik province	1	2	2	00:00:53	0%	0%
tutul vlo name.	1	1	1	00:00:00	100%	0%
tubd63	1	2	2	00:01:52	0%	0%
tubd24	1	1	1	00:00:00	100%	0%
the phonemes of tarok language	1	1	1	00:00:00	100%	0%
tinndol bojel	1	1	1	00:00:00	100%	0%
tom na lingua bantu	1	1	1	00:00:00	100%	0%
polnische jonisch	1	1	1	00:00:00	100%	0%
phonology of dhangar kurux	1	1	1	00:00:00	100%	0%
musom'a	1	1	1	00:00:00	100%	0%
nahu grammar	1	1	1	00:00:00	100%	0%
Others	1324	3792	2.86	00:01:46	58.84%	0%





Keywords

Keyword	Visits	Actions	Actions per Visit	Avg. Time on Website	Bounce Rate	Revenue
Keyword not defined	892	1970	2.21	00:01:05	66.93%	0 €
rajbanshi word	3	6	2	00:00:25	33.33%	0 €
filin raha	2	3	1.5	00:00:05	50%	0 €
la civilite moderne, oder die höflichkeit der heutigen	2	5	2.5	00:00:31	50%	0 €
""de medico hebraeo enarratio apologica"	1	1	1	00:00:00	100%	0 €
"a dictionary of police motu"	1	1	1	00:00:00	100%	0 €
"clíticos, redobro e variação da ordem oraciona	1	1	1	00:00:00	100%	0 €
"de medico hebraeo enarratio apologica"	1	1	1	00:00:00	100%	0 €
"mordwinische chrestomathie"	1	1	1	00:00:00	100%	0 €
aari language resoure	1	6	6	00:05:16	0%	0 €
adagiorvm opvs des. erasmi roterodami per evndem exquis	1	3	3	00:00:19	0%	0 €
afiks di dalam wacana	1	1	1	00:00:00	100%	0 €
afrike bekwarra	1	1	1	00:00:00	100%	0 €
ahta songs	1	1	1	00:00:00	100%	0 €
airara village.com	1	1	1	00:00:00	100%	0 €
anonymous,. 1956. russko-abazinskij slovar'	1	2	2	00:00:02	0%	0 €
aphasia afrikaans resources	1	1	1	00:00:00	100%	0 €
attractive in paite language	1	1	1	00:00:00	100%	0 €
bahasa bidayuh bau malayu	1	1	1	00:00:00	100%	0 €
bahasa moronene	1	1	1	00:00:00	100%	0 €
bahing kirat mulukhim	1	2	2	00:00:31	0%	0 €
baibl khasi	1	1	1	00:00:00	100%	0 €
ben antonius michorius	1	1	1	00:00:00	100%	0 €
Others	110	160	1.45	00:00:29	80%	0 €





Websites

Website	Visits	Actions	Actions per Visit	Avg. Time on Website	Bounce Rate	Revenue
www.clarin.eu	200	1077	5.39	00:04:46	23%	0 €
clarin.eu	67	290	4.33	00:02:29	34.33%	0 €
de.clarin.eu	8	112	14	00:04:43	12.5%	0 €
www.ims.uni-stuttgart.de	6	8	1.33	00:00:03	83.33%	0 €
translate.googleusercontent.com	5	9	1.8	00:00:31	80%	0 €
asv.informatik.uni-leipzig.de	3	32	10.67	00:11:33	33.33%	0 €
hausonline.wordpress.com	3	8	2.67	00:02:22	33.33%	0 €
www.sfs.uni-tuebingen.de	3	14	4.67	00:04:29	0%	0 €
lrlweb.univ-bpclermont.fr	2	8	4	00:01:40	0%	0 €
mulce-doc.univ-bpclermont.fr	2	2	1	00:00:00	100%	0 €
repos.ids-mannheim.de	2	8	4	00:01:57	50%	0 €
www.facebook.com	2	3	1.5	00:00:10	50%	0 €
clarin-d.de	1	11	11	00:08:10	0%	0 €
clarin-d.net	1	4	4	00:00:43	0%	0 €
fedora.clarin-d.uni-saarland.de	1	1	1	00:00:00	100%	0 €
idp.uni-jena.de	1	2	2	00:00:09	0%	0 €
info.clarin.dk	1	1	1	00:00:00	100%	0 €
t.co	1	8	8	00:05:29	0%	0 €
translate.google.co.id	1	1	1	00:00:00	100%	0 €
translate.google.co.kr	1	1	1	00:00:00	100%	0 €
translate.google.com	1	2	2	00:00:16	0%	0 €
translate.google.com.br	1	1	1	00:00:00	100%	0 €
translate.google.fr	1	1	1	00:00:00	100%	0 €
Others	5	48	9.6	00:15:07	40%	0 €

Search Engines

Search Engine	Visits	Actions	Actions per Visit	Avg. Time on Website	Bounce Rate	Revenue
 Google	1022	2160	2.11	00:01:00	68.49%	0 €
 Google Images	4	6	1.5	00:01:13	50%	0 €
 Bing	1	5	5	00:00:34	0%	0 €
 Sogou	1	1	1	00:00:00	100%	0 €
















Country

Country	Visits	Actions	Actions per Visit	Avg. Time on Website	Bounce Rate	Revenue
 Germany	302	1421	4.71	00:03:39	45.7%	0 €
 United States	278	655	2.36	00:01:11	62.23%	0 €
 Netherlands	206	901	4.37	00:04:13	45.15%	0 €
 Philippines	66	101	1.53	00:00:38	72.73%	0 €
 United Kingdom	58	132	2.28	00:01:30	63.79%	0 €
 Belgium	50	242	4.84	00:07:32	50%	0 €
 European Union	48	69	1.44	00:00:54	79.17%	0 €
 France	45	122	2.71	00:00:52	57.78%	0 €
 Canada	37	81	2.19	00:01:23	64.86%	0 €
 India	37	52	1.41	00:00:54	81.08%	0 €
 Australia	33	69	2.09	00:00:50	66.67%	0 €
 Brazil	33	56	1.7	00:00:43	63.64%	0 €
 Poland	33	135	4.09	00:02:16	63.64%	0 €
 Spain	32	82	2.56	00:00:59	59.38%	0 €
 Italy	30	76	2.53	00:02:12	63.33%	0 €
 Mexico	28	52	1.86	00:00:17	67.86%	0 €
 Romania	25	44	1.76	00:00:45	80%	0 €
 Indonesia	22	26	1.18	00:00:07	86.36%	0 €
 Peru	22	34	1.55	00:00:20	81.82%	0 €
 Denmark	21	65	3.1	00:02:06	23.81%	0 €
 Sweden	17	91	5.35	00:04:47	41.18%	0 €
 Austria	16	66	4.13	00:03:30	37.5%	0 €
 Malaysia	16	31	1.94	00:01:14	62.5%	0 €
Others	378	894	2.37	00:01:20	60.85%	0 €




















Continent

Continent	Visits	Actions	Actions per Visit	Avg. Time on Website	Bounce Rate	Revenue
Europe	962	3761	3.91	00:03:09	49.48%	0 €
North America	343	788	2.3	00:01:08	62.97%	0 €
Asia	235	448	1.91	00:00:46	71.91%	0 €
Unknown	63	91	1.44	00:01:09	79.37%	0 €
Oceania	63	124	1.97	00:00:48	68.25%	0 €
South America	90	148	1.64	00:00:53	67.78%	0 €
Africa	64	116	1.81	00:01:57	70.31%	0 €
Central America	13	21	1.62	00:00:37	61.54%	0 €

Region

Region	Visits	Actions	Actions per Visit	Avg. Time on Website	Bounce Rate	Revenue
 Unknown	638	1766	2.77	00:01:50	62.85%	0 €
 Gelderland, Netherlands	57	325	5.7	00:06:06	31.58%	0 €
 California, United States	52	85	1.63	00:00:27	69.23%	0 €
 Baden-Wurttemberg, Germany	45	227	5.04	00:03:42	20%	0 €
 Nordrhein-Westfalen, Germany	38	164	4.32	00:03:44	50%	0 €
 Virginia, United States	38	56	1.47	00:00:40	71.05%	0 €
 Noord-Holland, Netherlands	28	80	2.86	00:02:05	53.57%	0 €
 Sachsen, Germany	27	103	3.81	00:05:20	44.44%	0 €
 Bayern, Germany	25	90	3.6	00:02:28	36%	0 €
 Utrecht, Netherlands	25	112	4.48	00:06:05	32%	0 €
 Hamburg, Germany	21	214	10.19	00:02:27	57.14%	0 €
 Iasi, Romania	18	19	1.06	00:00:40	94.44%	0 €
 Ile-de-France, France	17	34	2	00:01:29	64.71%	0 €
 London, City of, United Kingdom	15	33	2.2	00:00:46	66.67%	0 €
 Oost-Vlaanderen, Belgium	14	124	8.86	00:14:24	35.71%	0 €
 Berlin, Germany	14	127	9.07	00:10:50	14.29%	0 €
 Texas, United States	14	22	1.57	00:00:29	78.57%	0 €
 New York, United States	13	28	2.15	00:00:35	61.54%	0 €
 Zuid-Holland, Netherlands	12	23	1.92	00:00:51	66.67%	0 €
 Hovedstaden, Denmark	12	42	3.5	00:02:17	16.67%	0 €
 Catalonia, Spain	11	48	4.36	00:02:03	18.18%	0 €
 Mazowieckie, Poland	11	70	6.36	00:04:24	54.55%	0 €
 Noord-Brabant, Netherlands	10	39	3.9	00:04:19	60%	0 €
Others	678	1666	2.46	00:01:30	61.06%	0 €

City

City	Visits	Actions	Actions per Visit	Avg. Time on Website	Bounce Rate	Revenue
 Unknown	650	1809	2.78	00:01:50	63.08%	0 €
 Nijmegen, Gelderland, Netherlands	48	251	5.23	00:05:14	29.17%	0 €
 Ashburn, Virginia, United States	28	45	1.61	00:00:37	64.29%	0 €
 Leipzig, Sachsen, Germany	24	94	3.92	00:04:52	45.83%	0 €
 Hamburg, Hamburg, Germany	21	214	10.19	00:02:27	57.14%	0 €
 Utrecht, Utrecht, Netherlands	20	104	5.2	00:07:34	25%	0 €
 Iasi, Iasi, Romania	18	19	1.06	00:00:40	94.44%	0 €
 Amsterdam, Noord-Holland, Netherlands	17	57	3.35	00:01:26	47.06%	0 €
 London, London, City of, United Kingdom	15	33	2.2	00:00:46	66.67%	0 €
 San Mateo, California, United States	15	19	1.27	00:00:44	73.33%	0 €
 Stuttgart, Baden-Wurttemberg, Germany	15	82	5.47	00:05:54	13.33%	0 €
 Tübingen, Baden-Wurttemberg, Germany	15	95	6.33	00:03:00	13.33%	0 €
 Berlin, Berlin, Germany	14	127	9.07	00:10:50	14.29%	0 €
 Warsaw, Mazowieckie, Poland	11	70	6.36	00:04:24	54.55%	0 €
 Copenhagen, Hovedstaden, Denmark	10	33	3.3	00:02:35	20%	0 €
 Gentbrugge, Oost-Vlaanderen, Belgium	10	94	9.4	00:17:00	30%	0 €
 Saarbrücken, Saarland, Germany	10	32	3.2	00:02:01	10%	0 €
 Lima, Lima, Peru	9	17	1.89	00:00:45	66.67%	0 €
 Quezon City, Quezon City, Philippines	9	9	1	00:00:00	100%	0 €
 Taipei, T'ai-pei, Taiwan, Province of China	9	24	2.67	00:00:23	44.44%	0 €
 Bergen, Hordaland, Norway	8	41	5.13	00:04:56	50%	0 €
 Doorwerth, Gelderland, Netherlands	8	73	9.13	00:12:10	37.5%	0 €
 Islamabad, Islamabad, Pakistan	8	17	2.13	00:01:27	62.5%	0 €
Others	841	2138	2.54	00:01:39	59.81%	0 €

Custom Variables

There is no data for this report.

Length of Visits

Visit duration	Visits
0-10s	1154
11-30s	148
31-60s	113
1-2 min	119
2-4 min	103
4-7 min	64
7-10 min	33
10-15 min	23
15-30 min	52
30+ min	26

Pages per Visit

Pages per visit	Visits
1 page	1068
2 pages	247
3 pages	157
4 pages	87
5 pages	65
6-7 pages	79
8-10 pages	51
11-14 pages	35
15-20 pages	15
21+ pages	29

Visits by Visit Number

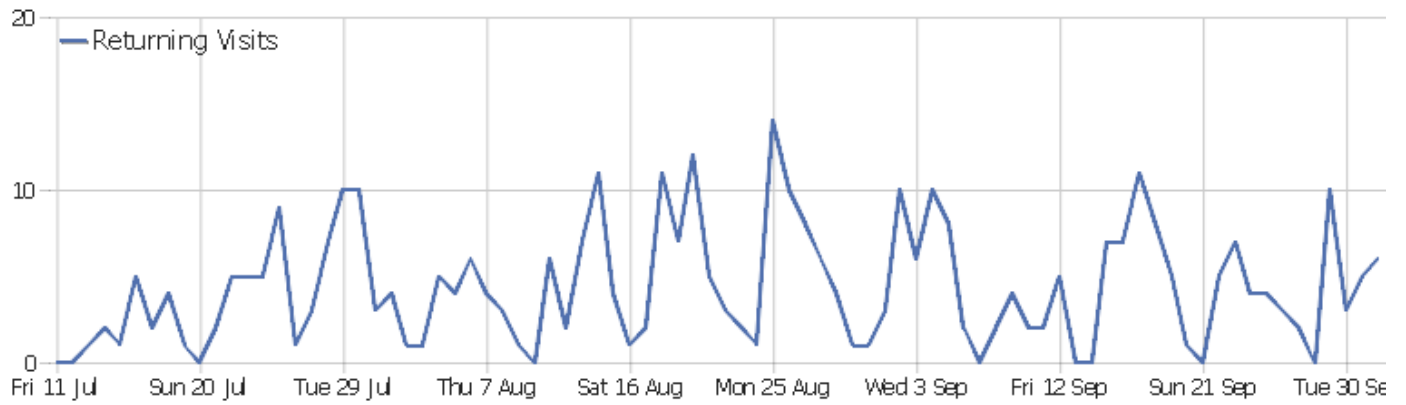
Visits by Visit Number	Visits	% Visits
1 visit	1479	81%
2 visits	126	7%
3 visits	51	3%
4 visits	33	2%
5 visits	23	1%
6 visits	19	1%
7 visits	13	1%
8 visits	11	1%
9-14 visits	39	2%
15-25 visits	27	1%
26-50 visits	9	0%
51-100 visits	3	0%

101-200 visits	0	0%
201+ visits	0	0%

Visits by days since last visit

Visits by days since last visit	Visits
New visits	1468
0 days	144
1 day	59
2 days	23
3 days	28
4 days	17
5 days	11
6 days	7
7 days	6
8-14 days	26
15-30 days	27
31-60 days	14
61-120 days	1
121-364 days	0
365+ days	2

Returning Visits






Name	Value
Returning Visits	365
Actions by Returning Visits	1605
Bounce Rate for Returning Visits	40%
Avg. Actions per Returning Visit	4.4
Avg. Duration of a Returning Visit (in sec)	00:04:41
Unique returning visitors	0

Provider

Provider	Visits	Actions	Actions per Visit	Avg. Time on Website	Bounce Rate	Conversion Rate
IP	438	967	2.21	00:01:31	65.07%	0%
Opera-mini	105	142	1.35	00:00:41	79.05%	0%
Deutsche Telekom	62	230	3.71	00:02:41	50%	0%
Mpi	44	246	5.59	00:04:24	31.82%	0%
Comcast	37	65	1.76	00:00:33	59.46%	0%
Ru	37	210	5.68	00:06:00	24.32%	0%
Ziggo	28	104	3.71	00:04:42	75%	0%
Pldt	25	41	1.64	00:00:27	64%	0%
Scarlet	22	182	8.27	00:13:27	27.27%	0%
Unknown	21	64	3.05	00:03:47	47.62%	0%
Direct-adsl	19	33	1.74	00:00:25	63.16%	0%
Uni-leipzig	19	75	3.95	00:05:36	52.63%	0%
Uaic	18	19	1.06	00:00:40	94.44%	0%
Xs4all	17	96	5.65	00:06:46	47.06%	0%
Chello	16	46	2.88	00:02:42	75%	0%
Ip-pool	16	16	1	00:00:00	100%	0%
Prod-infinity	16	29	1.81	00:00:13	68.75%	0%
Time Warner Cable Internet	16	34	2.13	00:00:46	68.75%	0%
Uni-tuebingen	15	95	6.33	00:03:00	13.33%	0%
Ku	14	43	3.07	00:02:21	28.57%	0%
Uni-stuttgart	14	81	5.79	00:06:19	7.14%	0%
Orange	14	22	1.57	00:00:16	78.57%	0%
Knaw	13	116	8.92	00:06:37	15.38%	0%
Others	807	2541	3.15	00:01:53	56.26%	0%

Device type

Device type	Visits	Actions	Actions per Visit	Avg. Time on Website	Bounce Rate	Conversion Rate
 Desktop	1485	4949	3.33	00:02:28	54.07%	0%
 Smartphone	154	206	1.34	00:00:40	81.17%	0%
Unknown	120	184	1.53	00:00:45	74.17%	0%
 Tablet	74	158	2.14	00:01:02	68.92%	0%











Device brand

Device brand	Visits	Actions	Actions per Visit	Avg. Time on Website	Bounce Rate	Conversion Rate
Unknown	1611	5156	3.2	00:02:20	55.68%	0%
 Apple	77	139	1.81	00:00:51	70.13%	0%
 Samsung	68	95	1.4	00:00:26	80.88%	0%
 Nokia	22	25	1.14	00:00:04	86.36%	0%
 HTC	9	13	1.44	00:04:55	77.78%	0%
 Huawei	6	7	1.17	00:01:11	83.33%	0%
 MicroMax	6	8	1.33	00:00:08	83.33%	0%
 RIM	6	8	1.33	00:01:21	66.67%	0%
 Lenovo	5	9	1.8	00:00:49	80%	0%
 Alcatel	3	4	1.33	00:00:20	66.67%	0%
 Google	3	3	1	00:00:00	100%	0%
 LG	3	3	1	00:00:00	100%	0%
 Medion	3	11	3.67	00:03:09	66.67%	0%
Tecno Mobile	3	3	1	00:00:00	100%	0%
 Motorola	2	2	1	00:00:00	100%	0%
 ZTE	2	2	1	00:00:00	100%	0%
Coby Kyros	1	2	2	00:00:43	0%	0%
 Kindle	1	3	3	00:01:05	0%	0%
 Sony	1	1	1	00:00:00	100%	0%
 Xiaomi	1	3	3	00:01:10	0%	0%















Device model

Device model	Visits	Actions	Actions per Visit	Avg. Time on Website	Bounce Rate	Conversion Rate
Unknown	1612	5157	3.2	00:02:20	55.71%	0%
iPad	53	108	2.04	00:01:05	66.04%	0%
iPhone	23	30	1.3	00:00:22	78.26%	0%
BlackBerry	6	8	1.33	00:01:21	66.67%	0%
SM-N9005	4	4	1	00:00:00	100%	0%
205	3	4	1.33	00:00:03	66.67%	0%
305	3	3	1	00:00:00	100%	0%
GT-I9300	3	3	1	00:00:00	100%	0%
GT-I9500	3	3	1	00:00:00	100%	0%
GT-P5200	3	3	1	00:00:00	100%	0%
GT-S5830	3	5	1.67	00:04:12	66.67%	0%
SM-G900F	3	3	1	00:00:00	100%	0%
X2-02	3	4	1.33	00:00:06	66.67%	0%
201	2	2	1	00:00:00	100%	0%
303	2	2	1	00:00:00	100%	0%
A96	2	2	1	00:00:00	100%	0%
A102	2	4	2	00:00:24	50%	0%
Desire X	2	2	1	00:00:00	100%	0%
Explorer A310e	2	3	1.5	00:08:04	50%	0%
GT-I8190	2	2	1	00:00:00	100%	0%
GT-I9070	2	3	1.5	00:00:08	50%	0%
GT-I9505	2	7	3.5	00:01:43	50%	0%
GT-N7100	2	2	1	00:00:00	100%	0%
Others	91	133	1.46	00:00:44	79.12%	0%









Operating System families

Operating System families	Visits	Actions	Actions per Visit	Avg. Time on Website	Bounce Rate	Conversion Rate
 Windows	1005	2985	2.97	00:02:01	59.8%	0%
 Mac	356	1398	3.93	00:02:53	45.51%	0%
 Android	149	226	1.52	00:00:47	79.19%	0%
 iOS	77	139	1.81	00:00:51	70.13%	0%
 GNU/Linux	133	560	4.21	00:04:20	37.59%	0%
Unknown	74	105	1.42	00:00:34	74.32%	0%
 Symbian	23	26	1.13	00:00:04	86.96%	0%
 BlackBerry	6	8	1.33	00:01:21	66.67%	0%
 Chrome OS	4	7	1.75	00:00:19	50%	0%
 Unix	4	41	10.25	00:16:06	0%	0%
 Windows Mobile	2	2	1	00:00:00	100%	0%





















Operating System versions

Operating System versions	Visits	Actions	Actions per Visit	Avg. Time on Website	Bounce Rate	Conversion Rate
 Windows 7	713	2271	3.19	00:02:15	58.63%	0%
 Mac 10.9	263	1153	4.38	00:03:19	37.26%	0%
 Windows 8	144	332	2.31	00:01:04	68.06%	0%
 Windows XP	107	245	2.29	00:01:52	60.75%	0%
 GNU/Linux	75	340	4.53	00:05:16	36%	0%
Unknown	74	105	1.42	00:00:34	74.32%	0%
 Ubuntu	56	217	3.88	00:03:14	39.29%	0%
 iOS 7.1	51	77	1.51	00:00:28	70.59%	0%
 Mac 10.8	37	145	3.92	00:02:53	62.16%	0%
 Android	35	59	1.69	00:01:16	74.29%	0%
 Mac 10.6	35	70	2	00:01:18	62.86%	0%
 Android 4.4	26	33	1.27	00:00:09	92.31%	0%
 Android 4.1	25	37	1.48	00:00:27	76%	0%
 Windows Vista	25	102	4.08	00:02:36	48%	0%
 Android 2.3	23	28	1.22	00:01:18	82.61%	0%
 Android 4.2	20	30	1.5	00:00:16	80%	0%
 Symbian OS Series 40	16	19	1.19	00:00:05	81.25%	0%
 Mac 10.7	15	18	1.2	00:00:03	93.33%	0%
 Windows 8.1	13	32	2.46	00:00:53	38.46%	0%
 Android 4.0	10	22	2.2	00:01:12	60%	0%
 iOS 7.0	10	37	3.7	00:03:04	60%	0%
 iOS 6.1	8	8	1	00:00:00	100%	0%
 Android 4.3	7	13	1.86	00:00:27	85.71%	0%
Others	45	104	2.31	00:02:07	66.67%	0%

Browser families

Browser families	Visits	Actions	Actions per Visit	Avg. Time on Website	Bounce Rate	Conversion Rate
 Chrome	681	1987	2.92	00:01:37	57.71%	0%
 Firefox	566	2341	4.14	00:03:57	46.82%	0%
 Internet Explorer	170	439	2.58	00:01:10	65.88%	0%
 Opera	127	185	1.46	00:01:05	77.95%	0%
 Safari	179	388	2.17	00:01:02	63.13%	0%
 Android Browser	69	106	1.54	00:00:55	76.81%	0%
 Nokia Browser	18	21	1.17	00:00:05	83.33%	0%
Unknown	21	28	1.33	00:00:35	76.19%	0%
 NetFront	2	2	1	00:00:00	100%	0%

Browser versions

Browser versions	Visits	Actions	Actions per Visit	Avg. Time on Website	Bounce Rate	Conversion Rate
 Chrome 36.0	282	805	2.85	00:01:53	54.26%	0%
 Firefox 31.0	234	932	3.98	00:04:04	49.57%	0%
 Chrome 37.0	218	767	3.52	00:01:38	54.13%	0%
 Firefox 32.0	112	519	4.63	00:03:32	38.39%	0%
 Firefox 30.0	94	414	4.4	00:04:27	37.23%	0%
 Internet Explorer 11.0	82	199	2.43	00:00:51	60.98%	0%
 Chrome 35.0	74	162	2.19	00:01:09	60.81%	0%
 Android Browser	69	106	1.54	00:00:55	76.81%	0%
 Safari 7.0	60	164	2.73	00:01:02	46.67%	0%
 Mobile Safari 7.0	45	94	2.09	00:01:12	66.67%	0%
 Firefox 24.0	44	98	2.23	00:02:01	75%	0%
 Internet Explorer 9.0	36	122	3.39	00:01:34	69.44%	0%
 Internet Explorer 10.0	27	71	2.63	00:02:09	70.37%	0%
 Internet Explorer 8.0	24	46	1.92	00:00:32	70.83%	0%
 Opera Mini 7.5	22	27	1.23	00:01:23	86.36%	0%
 Safari 5.1	21	45	2.14	00:02:00	66.67%	0%
 Opera Mini 4.4	17	24	1.41	00:00:41	82.35%	0%
 Firefox 17.0	16	102	6.38	00:06:17	56.25%	0%
 Opera Mini 7.1	16	24	1.5	00:01:55	75%	0%
 Opera Mini 4.2	15	17	1.13	00:00:05	86.67%	0%
 Chrome 34.0	14	34	2.43	00:01:05	64.29%	0%
 Chrome Mobile 36.0	12	19	1.58	00:00:17	83.33%	0%
 Opera Mini 8.0	12	16	1.33	00:00:33	75%	0%
Others	287	690	2.4	00:01:44	67.6%	0%